

### DOOR SCHEDULE

MARK	TYPE	SIZE	HARDWARE MARK	REMARKS
FIRST FLOOR				
1	METAL ROLLUP DOOR	16'-0" x 12'-0"	NA	ELECTRIC LIFT SYSTEM
2	METAL ROLLUP DOOR	16'-0" x 12'-0"	NA	ELECTRIC LIFT SYSTEM
3	STEEL 6 PANEL	3'-0" x 6'-8" x 1 3/4"	1	W/ 1'-4" TRANSOM
4	MASONITE SOLID CORE 6 PANEL	3'-0" x 6'-8" x 1 3/4"	2	
5	MASONITE SOLID CORE HALF LITE	3'-0" x 6'-8" x 1 3/4"	2	
6	MASONITE SOLID CORE HALF LITE	3'-0" x 6'-8" x 1 3/4"	3	
7	MASONITE SOLID CORE 6 PANEL	3'-0" x 6'-8" x 1 3/4"	3	
8	STEEL 6 PANEL	3'-0" x 6'-8" x 1 3/4"	1	W/ 1'-4" TRANSOM
9	STEEL 6 PANEL	3'-0" x 6'-8" x 1 3/4"	5	

### WINDOW SCHEDULE

MARK	TYPE	MFG.	SIZE	REMARKS
A	DOUBLE HUNG	MARVIN INTEGRITY	2'-0" x 5'-6"	
B	DOUBLE HUNG	MARVIN INTEGRITY	3'-0" x 5'-6"	
C	DOUBLE HUNG	MARVIN INTEGRITY	2'-4" x 4'-6"	

### FINISH SCHEDULE

1. ALL WALLPAPER TO BE EGGSHELL  
2. HITTING BAY WALL FINISH TO BE MASONITE V GROOVE FIRST 8'-6" SHEETROCK ABOVE THAT SEE 2.A3

ROOM	FLOOR	WALL	CEILING	REMARKS
VIDEO BAY	ASTRO TURF	WOOD	SHEETROCK PAINT	CHAIR RAIL
FUTURE VIDEO BAY	ASTRO TURF	WOOD	SHEETROCK PAINT	CHAIR RAIL
M/W	LVT	WOOD	SHEETROCK PAINT	
SITTING	LVT	WOOD	SHEETROCK PAINT	
OFFICE	LVT	WOOD	SHEETROCK PAINT	
STORAGE	CONC.	WOOD	TYPE X SHEETROCK PAINT	

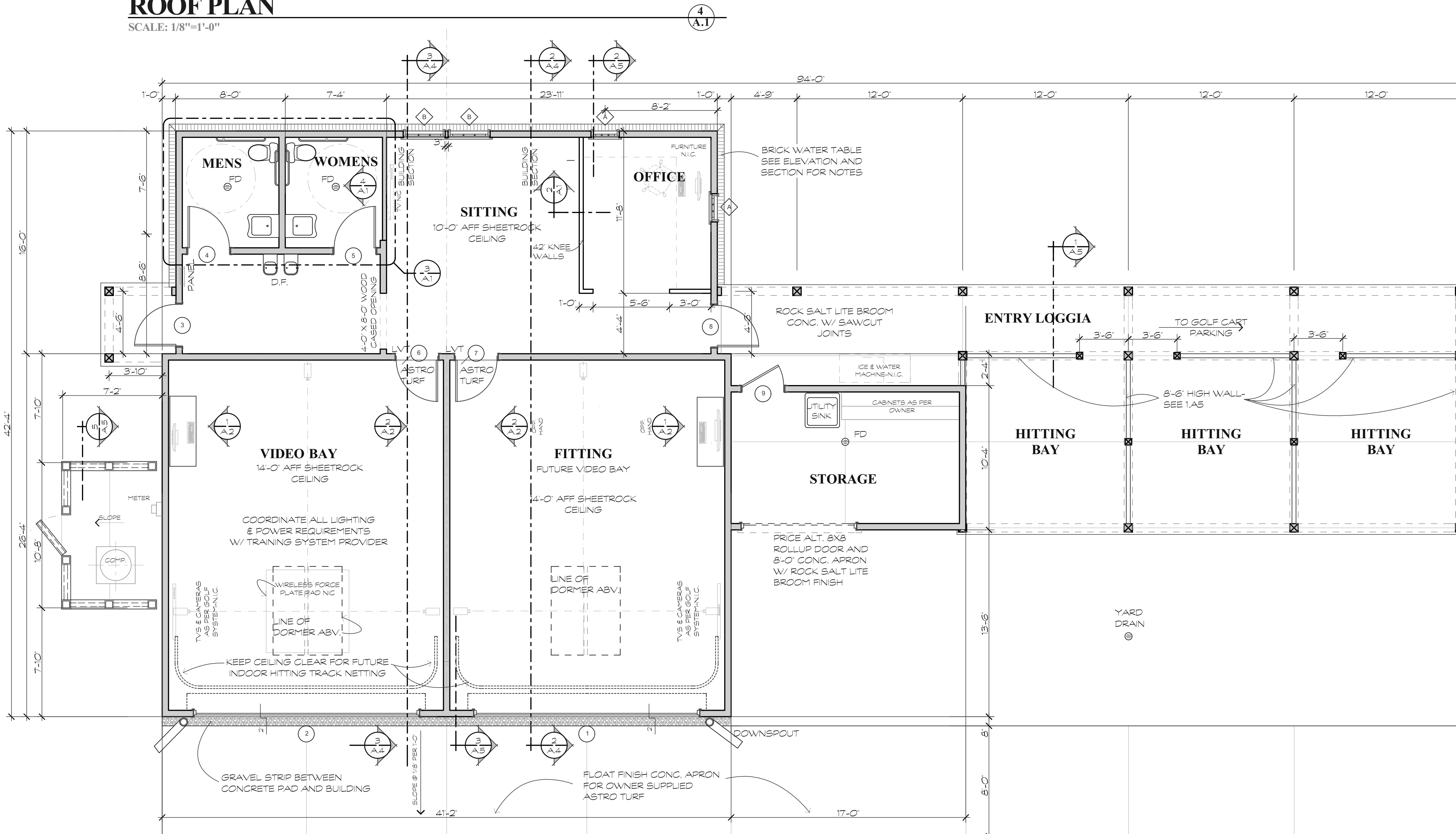
### DOOR HARDWARE

\* MARK COORDINATES W/ DOOR  
1. PROVIDE MATCHING KICKPLATES ON BOTH SIDES OF DOOR

MARK	MANUF.	STYLE	FUNCTION	FINISH	HINGES	STOPS	REMARKS
1	SCHLAGE	AL-JUPITER	AL-53PD	626	(3) AS PROVIDED W/ DOOR	WALL 626 FINISH	DOOR CLOSER
2	SCHLAGE	AL-JUPITER	AL-40S	626	(3) AS PROVIDED W/ DOOR	WALL 626 FINISH	
3	SCHLAGE	AL-JUPITER	AL-10S	626	(3) AS PROVIDED W/ DOOR	WALL 626 FINISH	
4	NOT USED						
5	SCHLAGE	AL-JUPITER	AL-80PD	626	(3) AS PROVIDED W/ DOOR	WALL 626 FINISH	

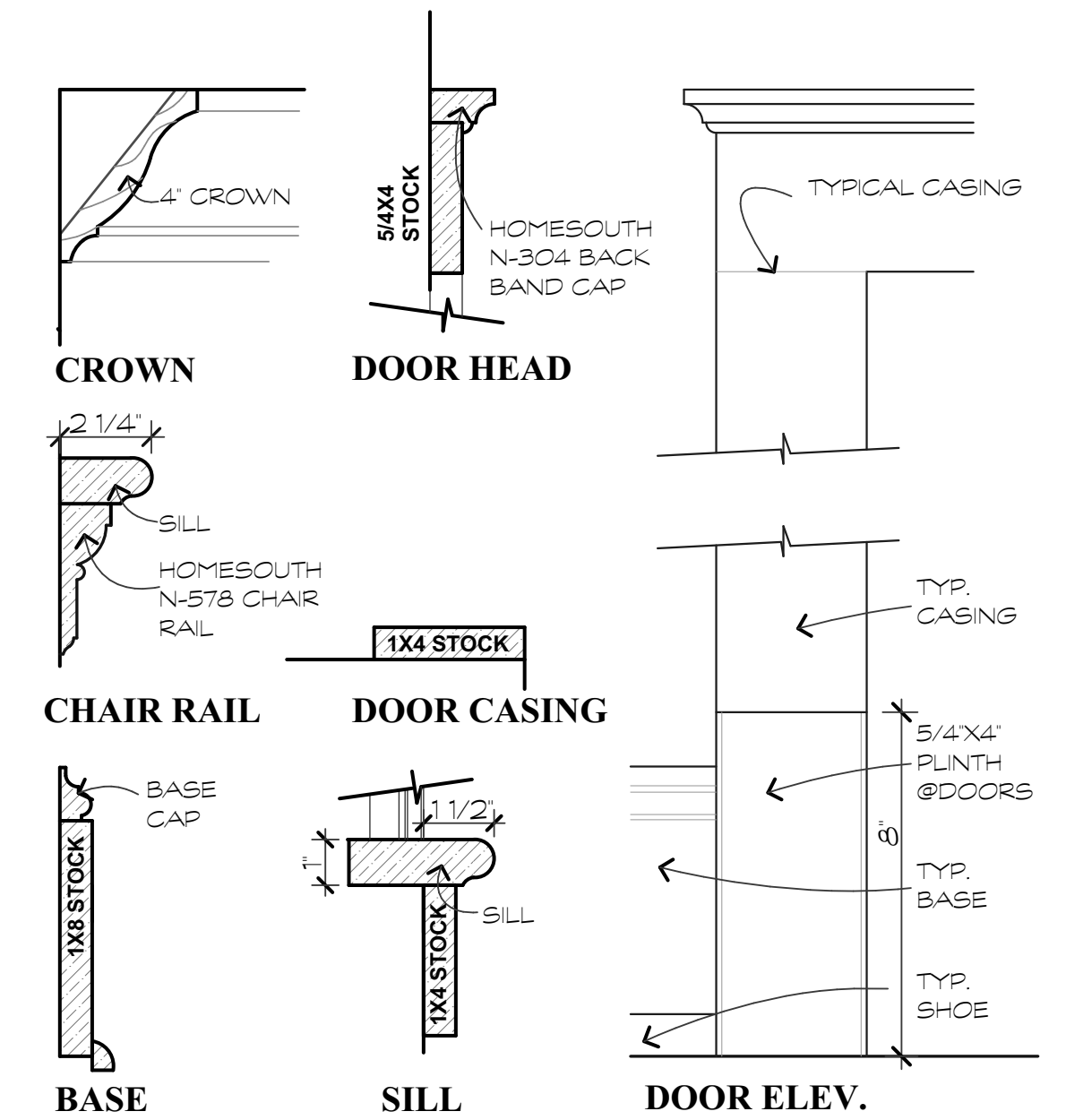
## ROOF PLAN

SCALE: 1/8"=1'-0"



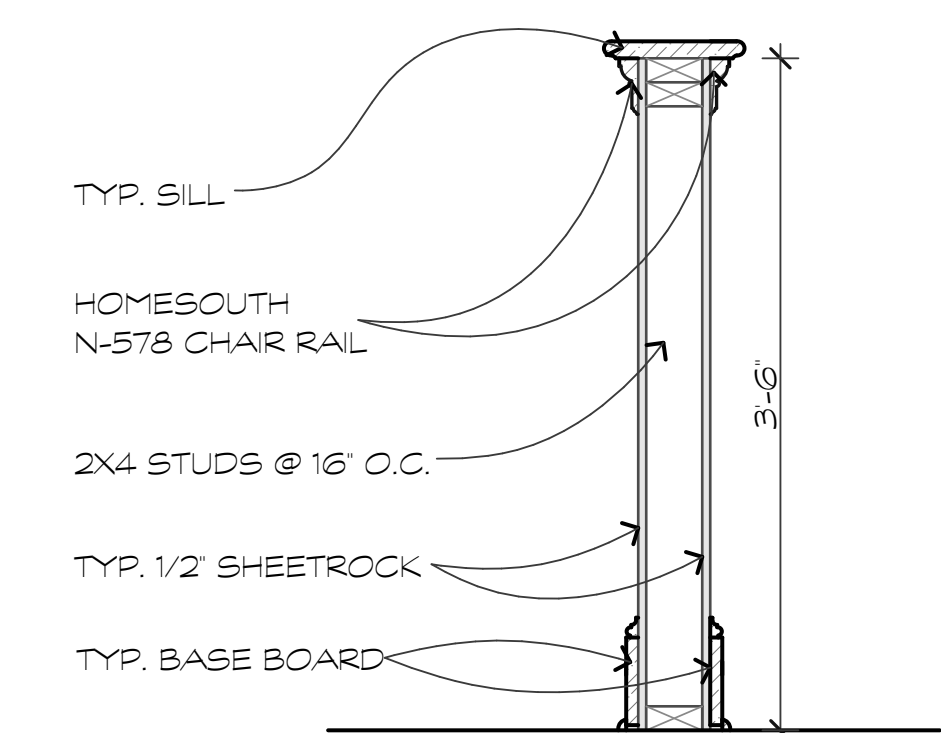
## FLOOR PLAN

SCALE: 1/4"=1'-0"



## TRIM DETAIL

SCALE: 1 1/2"=1'-0"



## KNEE WALL DETAIL


SCALE: 1"=1'-0"

LEE & PARKER

architects

843 785 5171  
Post Office Box 5010  
Hilton Head Island  
South Carolina 29928

These documents & designs are the property of Lee & Parker Architects & are not to be used or reproduced in whole or in part for designs, working drawings, or construction of buildings without the written authorization from the copy write owner. Lee & Parker Architects 2016 copyright C



A GOLF PRACTICE & LEARNING CENTER FOR:  
**COLLETON RIVER PLANTATION**  
Colleton River Plantation, S.C.  
Bluffton, S.C.

REVISIONS	DATE
ADDED BATHROOM	08/03/16

DRAWN BY TP
CHECKED BY
DATE 08/04/16
SCALE
JOB NO.
SHEET <b>A.1</b>
OF SHEETS